


# SOUNDS & SYLLABLES TEACHING SEQUENCE

*the sensible approach to teaching & learning spelling*



## use spelling voice

- crisp and clear consonants
- over-pronounce schwas
- pronounce elisions

kettle

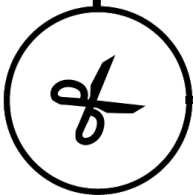
smooth

mountain

doctor

chocolate

vehicle



## snip into syllables

- say & tap each syllable clearly
- draw syllable separators
- check – say & point in gaps

cir cle


di ffi cult

cir | cle

di | ffi | cult

cir | cle

di | ffi | cult



## say & write sounds

- 1 say sounds & draw buttons
- 2 say sounds & write spellings
- 3 repeat for each syllable

\_ \_ |

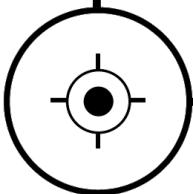
\_ \_ | |

c ir |

d i | |

c ir | c le

d i | ffi | c u l t



## target tricky spellings

- schwas & elisions
- doubled consonants
- less common spellings

r ea | s o n

a v | e | r a g e

c o | r r e c t

a | s s e s s

g i | r a f f e

w o | m e n



## lock in spellings

- cluster, compare & contrast
- explore convention
- understand morphemes

d o c | t o r

g r a | m m a r

v e | n o m

f o r | g i v e

f a | m o u s

c u | r i | o u s